



APPLICATION

The KWIKFIT™ S3 Aluminium is a range of tension-adjustable self-closing hinges, suitable for aluminium fencing gates. They are available in the following three models:

- Post-to-Gate mount with Alignment Ridges
- Post-to-Gate mount with Side Legs
- Wall mount, which may be used for either Wall-to-Gate configuration or Post-to-Gate configuration.

SPECIFICATION

- Self-Closing up to 20kg (50lbs) Gates
- 6 Tension-Adjustments (Patent pending design)
- Durable powder coat finish
- Tested to 500,000 self-closing cycles



Post-to-Gate mount with Alignment Ridges (KF3)



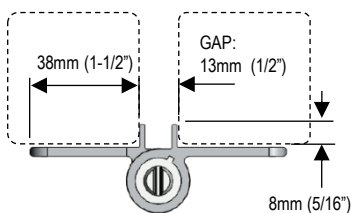
Post-to-Gate mount with Alignment Legs (KF3L2)

GAP: 13mm (1/2")

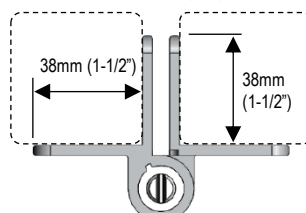


Post-to-Gate or Wall Mount Model (KF3A)

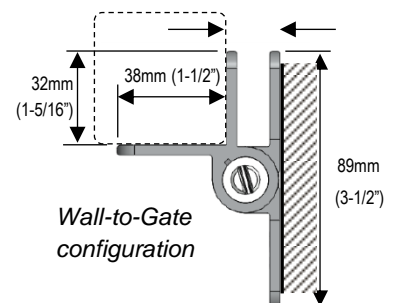
GAP: 19mm (3/4")



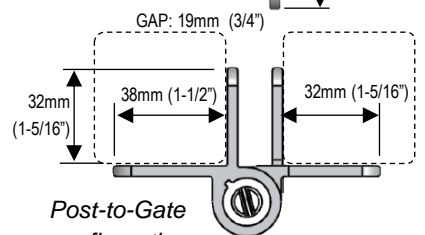
Post-to-Gate



Post-to-Gate



Wall-to-Gate configuration




Post-to-Gate configuration

FEATURES	BENEFITS
• Traditionally styled 146mm (5-3/4") tall hinges	Styled to suit modern or traditional aluminium fence designs.
• Thick Aluminium construction with powder coat finish	Durable, excellent corrosion resistance.
• Self-closing hinges with internal Stainless Steel Spring	Neatly concealed spring protected from the elements.
• D&D patented tension adjustment	Designed to provide intuitive easy-to-adjust tension.
• One-handed tension adjustment	No special tools required – just use a standard flat head screwdriver
• Six tension adjustor positions per full rotation	Fine incremental tension adjustment to your preferred gate closing speed.
• Adjust tension from either end!	The hinge contains two points of tension adjustment which means you always have 'one' convenient access point to the adjuster slot – from the top or bottom.
• Fits left or right-handed gates	Works with all gate configurations.
• Models with alignment ridges and side fixing legs	Fast and easy to install with proper alignment and added fixing strength.
• Wall or post mount hinge model available	One model provides the flexibility of two different mounting options.
• No special caps or spacers required	No un-necessary parts that may be lost and detract from the styling.
• Lubricated polymer washer material	This means no binding and smooth operating hinges.
• Sold as single hinges without screws	You are free to select the number of hinges and type of fastener to suit your application.


PRODUCT CODES

CODE	DESCRIPTION	MOUNT TYPE	HINGE COLOUR *	GATE MATERIAL
KF3BL	KWIKFIT S3 ALUMINIUM SELF-CLOSING HINGE (SINGLE)	POST-TO-POST	BLACK	METAL,
KF3L2BL	KWIKFIT S3 ALUMINIUM SELF-CLOSING HINGE WITH LEGS (SINGLE)	POST-TO-POST	BLACK	METAL, WOOD, VINYL
KF3ABL	KWIKFIT S3 ALUMINIUM SELF-CLOSING HINGE WALL MOUNT (SINGLE)	POST -TO-WALL	BLACK	METAL, WALL

*Available in black as standard. For other colour finishes please enquire with your customer service representative.



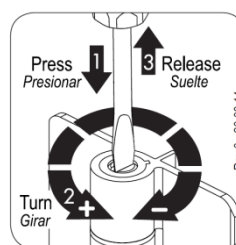
Black (Gloss)



White (Gloss)



Bronze (Satin)



D&D Technologies patented easy-to-operate tension adjustment mechanism.